




*Providing the finest metalworking equipment
since 1902*

Kidder is the world's leading manufacturer of notching machines, combination presses, universal presses and brakes. Our various notchers and presses can be used to perform the following operations: notching, pipe notching, coping, punching, bending, squaring, trimming and shearing. Kidder machines are available in both manual and hydraulic configurations. Tooling, blades, and attachments are available for all Kidder machines as well as competitors' machines.

Over 100 years of experience is built into every Kidder product. Additionally, all Kidder machines, tooling, blades and attachments are manufactured in our own shop in Vermont. Let our history work for you.


HAND NOTCHERS



43B

Extra heavy duty notcher with capacity for 5" x 5" notch in 1/8" inch mild steel or 14 ga. stainless.

The throat is 7" deep, permitting a full 5" x 5" corner notch. Comes with short or long handles and can be converted to hydraulic operation using the HAK system.



70S

Perhaps the finest shearing machine ever made. This 6" x 6" notcher has a patented split head that adjusts in seconds to any tab up to 1". Blades are reversible for either splay or pierce cutting, permitting 3 sided copes. May also be used as a single bladed shear for odd angles and strips to 6" wide, with any length. This machine features ISO-CAP cast iron ways and quick set gauges.




68B

Long the industry standard, this popular 6" x 6" 16 gauge Notch-Master comes equipped with reversible blades. This means that you can splay or pierce cut and adds coping to your capabilities. This machine also features ISO-CAP adjustable ways.

Kidder Metalworking


805 Prim Road • Colchester, Vermont 05446
(877) 294-1400 • Fax (877) 294-8600
www.kidder-mfg.com • sales@kidder-mfg.com

HYDRAULIC NOTCHERS




59H40

Cuts a full 7 1/2" x 7 1/2" notch in 1/8" steel or shears any length to 7 1/2" width. 14 gauge capacity in stainless. Will take a full corner notch. Operation is hydraulic with jog type foot control. Fast cycling – 40 strokes per minute!



43BMP-S

This heavy duty hydraulically operated 5" x 5" notching machine can be used for shearing, squaring and trimming. Kidder's hydraulic system delivers smooth, safe power from 115VAC, under foot control. Blades can be jogged up or down in increments or reversed at any point. Machine is fully guarded.



70-S-H

Truly the finest power notcher ever made combining smooth hydraulic force, safe convenient foot control, precision and versatility. The offset head permits full 6" x 6" corner notching in 14 gauge and also shearing of any length up to 6"

The patented split-head means that any size tab (up to 1")-or-no tab, can be set up in just seconds.

Specifications for Notchers

	43B	43BMP-S	59H-40	68B	70-S	70-S-H
Cap. In Mild Steel	11 ga.	11 ga.	11 ga.	16 ga.	14 ga.	14 ga.
Cap. In Stainless	14 ga.	14 ga.	14 ga.	20 ga.	16 ga.	16 ga.
Max 90° Notch - 1 Cut	5" x 5"	5" x 5"	7 1/2" x 7 1/2"	6" x 6"	6" x 6"	6" x 6"
Tab Cap. In M.S.	N/A	N/A	N/A	18 ga. 2	16 ga.	16 ga.
Piece Cut Cap.	14 ga.	14 ga.	N/A	16 ga.	16 ga.	16 ga.
Hand or Hydraulic	Hand	Hydraulic	Hydraulic	Hand	Hand	Hydraulic
Mount (Bench or Stand)	B/S	S	S	B/S	B/S	S
Bench Space	18" x 26"			13" x 18"	20" x 20"	
Height w/o Handle	20"	52"	52"	14"	18"	55"
Handle Length	24" + 63"			21"	27"	
Gauge Size	6 1/4 x 2	6 1/4 x 2	6 1/4 x 2	6 1/4 x 2	6 1/4 x 2	6 1/4 x 2
Table Size	12" x 18"	12" x 18"	12" x 18"	12" x 18"	20"	20"
Throat Depth	7"	7"	12 1/2"	4 3/4"	6 3/4"	6 3/4"
Shipping Weight (lbs.)	200	367	590	100	214	365

Standard Equipment includes alloy tool steel (ATS) blades.

High Carbon, High Chrome (HCHC) blades are optional at extra cost.

(1) HCHC blades recommended (2) 3 way tab, splay & Pierce cutting blades optional at extra cost

PRESSES

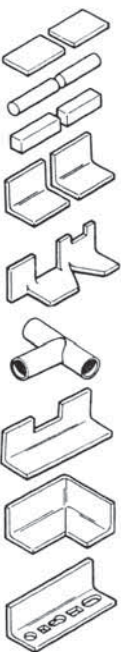


DP-24-S

Economical metal forming shop in one hydraulic machine! The DP-24-S will punch a 2 inch round hole in the center of a 48 inch sheet of 16 gauge. 12 ton rating with stay bolt, 9 ton without. This machine also offers plenty of tooling options with Kidder's standard attachments.

Available as a manually operated machine (**DP-24-M**)

Press Attachments:



SHEARING

- 3/8 x 3 flats in one stroke, much greater widths using multiple strokes.
- 5/8 square or round bar
- 2 x 2x 1/4 angle

NOTCHING

- 2 1/2 x 2 1/2 in 1/4 (2 x 2 x 1/4) removes fillet completely
- 2 x 2 end cope (including fillet) in 3/16 angle, for butt welding
- 3 sided copes in 1/4

PIPE NOTCHING

- 90 degrees, equal or unequal sizes from 1" through 2"

COPING

- up to 3/4 wide by 1 1/2 deep in 1/4"


BENDING

- 1/4 x 4 flats
- 3/16 x 5 1/2 in lighter gauge
- radii in up to 1/2 material

PUNCHING

- 7/16 in 3/8 • 1 1/4 in 1/8
- within 1/2 of leg in channel or angle
- Rounds, squares, rectangles, keyholes and others.

These attachments are available for: **56B, 560-S, DP-24-M, DP-24-S, DP-24-X, HP-24**



560-S

Combines an ironworker, punch press, bender angle shear, flat shear, V notcher, corner notcher, forming press, arbor press, and pipe notcher. This machine features powerful hydraulics with the entire stroke under safe "jog" type foot control.

There are standard attachments for hundreds of tough operations (see graphic) available off the shelf. Additionally, we offer thousands of semi-special attachments (please call to discuss). This machine is ideal for maintenance shop, short run production, ornamental iron, welding shops, etc.

Available as a manually operated machine (**56B**)



DP-24-X

Super press with 25 tons of hydraulic power over entire 2" stroke. The DP-24-X will punch to the center of a 48" sheet and will also shear, notch, and bend a 2" x 2" x 1/4" angle and other structurals. The effective working range is 30 gauge to 3/8" mild steel. Fast strokes, 20 per minute!


There are attachments for hundreds of tough operations available off the shelf. Additionally, we offer thousands of semi-special attachments. (Please call to discuss.)

Specifications for Presses

	DP-24-M	DP-24-X	DP-24-S	HP-24	56B	560-S
Rating (Tons)	9 + 12 *	25	9 + 12 *	12	12	12
Throat Depth	24	24	24	24	2 1/2	2 1/2
Throat Depth w/stay bolt	8"	--	8"	--	--	--
Stroke	13/16"	2"	13/16"	2"	13/16"	13/16"
Shut Height -Open	5 1/4"	7"	5 1/4"	Varies	5 1/4"	5 1/4"
Width - Inches	10"	29"	20"	20"	7"	21 1/2"
Depth - Inches	41"	35"	42"	41"	11"	24"
Height - Inches	30"	70"	30"	64"	24"	56"
Cycle Time	--	3 sec.	6 sec.	3.5 sec.	--	6 sec.
Bed Plate Size	8" x 10"	8" x 12"	8" x 10"	--	3 1/2" x 7"	3 1/2" x 7"
Electrics Volts	--	240 VAC	115VAC	115VAC	--	115 VAC
H.P.	--	3	1	1	--	1
Amps	--	10	20	20	--	20
Phase	--	3	1	1	--	1
Handle Length - Inches	63,43,22	--	--	--	63	--
Mount (bench or stand)	B/S	S	S	S	B/S	S
Operation	Hand	Hydraulic	Hydraulic	Hydraulic	Hand	Hydraulic
Shipping Weight (lbs.)	550	1000	775	1000	170	300


*Rating with stay bolt in place

PRESSES



P-710

This versatile and compact machine allows you to punch rounds, ovals, rectangles, multiple holes and irregulars including up to 2-1/2" rounds in 16 gauge. There are back and side gauging standards and hands free jog time hydraulics which can stop "on a dime," reverse or go on. This machine is 5 x faster than drilling and is ideal for short run, complex fabs. The P-710, a real craftsman's machine.



HP-24

Low cost multi use hydraulic horn press has a full 24" throat and a 2" stroke. The entire 2" stroke is powered at 12 tons with Kidder's reliable hydraulic system. Tooling is available of punching, shearing, bending and notching of angle and flats. This machine allows you to punch inside boxes or tubing as well as flats. Different horns available.

BRAKES



B-16

Low priced yet highly versatile, this rugged all steel precision 16" brake handles the majority of all flat and box bending work. This brake is ideal for labs, model shops, school, electronics shops, etc. The slots in the unique clamping bar are arranged so that any size box may be bent up. Note: It is not necessary to stay on 1/4" or even 1/8" increments.

Tooling:

- **Blades in stock for same day shipping**
- **Attachments in stock for quick delivery**
- **Punch and dies available in standard sizes and any custom size or shape**
- **Tooling available for other notchers and ironworkers**
- **Please contact Kidder for any custom tooling your company requires**
- **Toolmaking done in house**



Providing the finest metalworking equipment since 1902

805 Prim Road • Colchester, Vermont 05446
(877) 294-1400 • Fax (877) 294-8600
www.kidder-mfg.com • sales@kidder-mfg.com